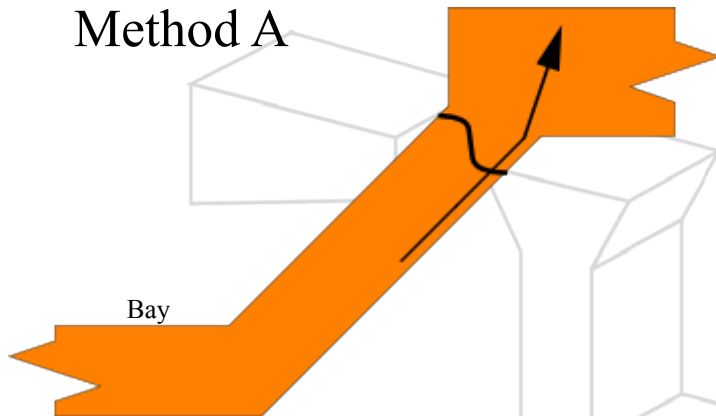




Method A



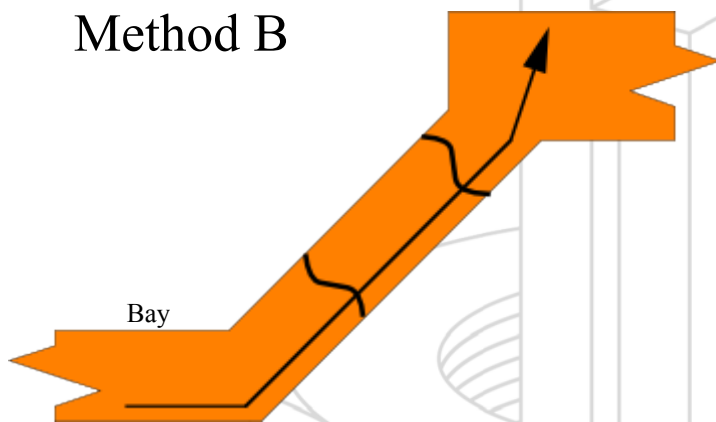
METHOD STATEMENT

Cracking confined to junction of bay with main wall

No access available from inside building.

Use Bar Flex to stitch across crack as indicated in BF-04. This method will repair cracking but will not strengthen remainder of bay.

Method B



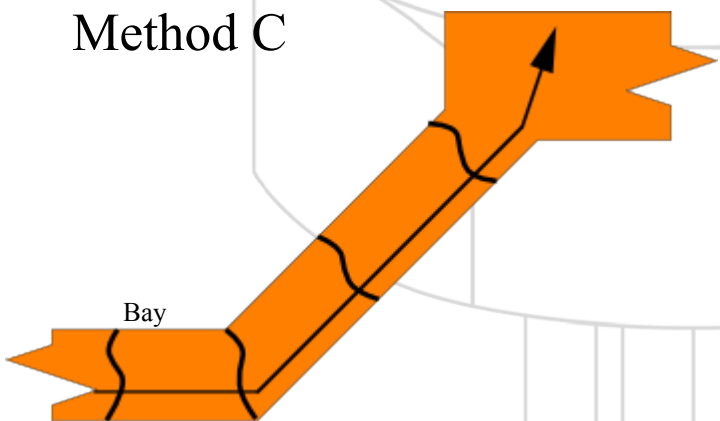
METHOD STATEMENT

Cracking at various places in brickwork around bay.

No access available from inside building.

Use Bar Flex to stitch across crack as indicated in BF-04. This method will repair cracking and will also strengthen the areas of the bay in which the Bar Flex are applied.

Method C



METHOD STATEMENT

Cracking at various places in brickwork around bay. Brickwork in poor condition. Additional support required over the openings where lintels or arches have failed.

No access available from inside building.

Bar Flex should be used around the full perimeter of the bay. These should be installed as shown in BF-08 with their ends secured to the main wall as shown in BF-04. They would then form reinforced masonry beams around the whole bay. These beams can be used both above and below any windows to provide a beaming effect within the bay itself while fully securing the whole bay back to the walls of the building.

Guidance Note :

Depending upon the condition of the masonry and the amount of damage that has occurred it may be necessary to use Bow Flex ties to fix back to the floor/ceiling joists (see Standard Detail BO-03)